



KDCD

HOSPITALITY & MEDICAL
SUPPLIES



SLEEP
GURU

BED & MATTRESS
COLLECTION



ENGINEERED FOR PERFECT SLEEP

At Sleep Guru, we believe every bed should be built to match your comfort, style, and needs. Our team specializes in designing and manufacturing custom beds tailored to your exact specifications. Whether you require a specific size, support level, fabric, or finish, we have the expertise to create the perfect sleep solution. With quality craftsmanship and premium materials, we can build anything from elegant modern designs to fully customized hospitality beds, ensuring durability, comfort, and exceptional sleep every night.





PRODUCT INFORMATION

At Sleep Guru, every mattress is designed to deliver comfort, durability, and quality craftsmanship. Our range of mattresses is developed using premium materials and advanced sleep technology to ensure optimal support and long-lasting performance. We manufacture a wide range of mattress constructions including solid foam, pocket spring, and Bonnell spring systems, allowing us to create the ideal comfort solution for every sleeper.

Available Sizes


Our mattresses are available in all standard bed sizes:

- Single
- Three Quarter
- Double
- Queen
- King
- Super King

We also manufacture mattresses in standard length and extra length (XL).

Custom Sizes

Sleep Guru also offers custom mattress sizes to suit specific requirements. Whether for residential, hospitality, or custom bed frames, we can manufacture mattresses to your exact dimensions.



Mattress Constructions

Our mattresses are available in different support systems to suit different comfort preferences:

- **Solid Foam Mattresses:** durable and supportive foam construction
- **Pocket Spring Mattresses:** individually wrapped springs for reduced motion transfer
- **Bonnell Spring Mattresses:** traditional spring support with excellent durability

Customisation Options

We can customise mattresses with a variety of comfort technologies including:

- Memory foam comfort layers
- Latex comfort layers
- Plush pillow tops
- Orthopaedic support structures
- Breathable bamboo fabrics

SOLID MEMORY FOAM

ORTHOPAEDIC COMFORT



Quilted Cover

Soft breathable quilted fabric for a plush sleeping surface.

Airflow Foam

Ventilated foam that improves breathability.

Memory Foam

Contours to the body for improved spinal alignment.

Support Foam

High-density foam for stability and durability.

Comfort Foam

Provides gentle cushioning and pressure relief.

Rebond Core

SOFT
Plush Hybrid Pillow Top

- Gentle cushioning
- Excellent pressure relief
- Body contouring support

SOFT

MEDIUM
Balanced Hybrid Pillow Top

- Balanced comfort and support
- Proper spinal alignment
- Suitable for most sleep styles

MEDIUM

FIRM
Orthopaedic Hybrid Pillow Top

- Strong supportive feel
- Enhanced spinal alignment
- Long-lasting durability

FIRM

Mattress Type
Solid Foam

Maximum Weight
120KG - 180KG per person

Warranty
15 Years

Guarantee
5 Years

Designed with multiple comfort layers that work together to provide pressure relief, balanced support, and proper spinal alignment. Each layer is carefully engineered to enhance comfort, improve durability, and deliver a supportive sleeping experience.



ZENREST ORTHOPAEDIC

LATEX MEMORY BONNELL SPRING



Quilted Bamboo Cover

Soft breathable quilted fabric for a plush sleeping surface.

Latex Foam Layer

Responsive foam that improves airflow and adds natural comfort.

Memory Foam

Contours to the body to relieve pressure and support spinal alignment.

Airflow Foam

Ventilated foam that improves breathability.

Support Foam

Contours to the body to relieve pressure and support spinal alignment.

Comfort Foam

Durable foam layer that enhances overall mattress support.



SOFT

Plush Comfort


- Gentle Cushioning
- Pressure Relief
- Body Contouring



MEDIUM

Balanced Support

- Balanced Comfort
- Spinal Support
- All Sleep Styles



FIRM

Orthopaedic Support

- Strong Support
- Spinal Alignment
- Long-Lasting Durability



Mattress Type

Bonnell Spring



Maximum Weight

120KG - 180KG per person



Warranty

15 Years



Guarantee

5 Years

The ZenRest Orthopaedic mattress combines plush comfort foam with a durable Bonnell spring support system designed to provide firm, stable support and long-lasting durability. The interconnected coil structure evenly distributes body weight, promoting proper spinal alignment and delivering reliable orthopaedic support for a comfortable night's sleep.



ZENREST ORTHOPAEDIC

LATEX MEMORY POCKET SPRING



Quilted Bamboo Cover

Soft breathable quilted fabric for a plush sleeping surface.

Latex Foam Layer

Responsive foam that improves airflow and adds natural comfort.

Memory Foam

Contours to the body to relieve pressure and support spinal alignment.

Airflow Foam

Ventilated foam that improves breathability.

Support Foam

Contours to the body to relieve pressure and support spinal alignment.

Comfort Foam

Durable foam layer that enhances overall mattress support.



SOFT

Plush Comfort

- Gentle Cushioning
- Pressure Relief
- Body Contouring



MEDIUM

Balanced Support

- Balanced Comfort
- Spinal Support
- All Sleep Styles



FIRM

Orthopaedic Support

- Strong Support
- Spinal Alignment
- Long-Lasting Durability



Mattress Type

Pocket Spring



Maximum Weight

120KG - 180KG per person



Warranty

15 Years



Guarantee

5 Years

The ZenRest Orthopaedic mattress combines plush comfort foam with a responsive pocket spring support system designed to provide firm orthopaedic support and lasting comfort. Individually wrapped pocket springs move independently to adapt to your body, helping distribute weight evenly while reducing movement transfer and promoting proper spinal alignment.



COMFORTREST CLASSIC

LATEX CLOUD HYBIRD BONNELL SPRING



Quilted Bamboo Cover

Soft breathable quilted fabric for a plush sleeping surface.

Latex Foam Layer

Responsive latex foam that improves airflow and adds natural comfort.

Memory Foam


Contours to the body to relieve pressure and promote proper spinal alignment.

Transition Comfort Foam

Adds additional cushioning and improves comfort balance

High Density Support Foam


Provides stability, durability, and long-lasting support.



SOFT

Plush Bonnell Spring Comfort


- Gentle Cushioning
- Pressure Relief
- Body Contouring



MEDIUM

Balanced Bonnell Support

- Balanced Comfort
- Spinal Support
- Ideal for All Sleep Styles



FIRM

Orthopaedic Bonnell Support

- Strong Support
- Spinal Alignment
- Long-Lasting Durability



Mattress Type

Pocket Spring



Maximum Weight

120KG - 180KG per person



Warranty

15 Years



Guarantee


5 Years

The ComfortRest Classic mattress features plush comfort foam and a durable Bonnell spring support system with posture bars for reliable support and lasting comfort. Designed to provide balanced support and everyday comfort for the whole family.



COMFORTREST CLASSIC

LATEX CLOUD HYBIRD POCKET SPRING



- Quilted Bamboo Cover**
Soft breathable quilted fabric for a plush sleeping surface.
- Latex Foam Layer**
Responsive latex foam that improves airflow and adds natural comfort.
- Memory Foam**
Contours to the body to relieve pressure and promote proper spinal alignment.
- Transition Comfort Foam**
Adds additional cushioning and improves comfort balance.
- High Density Support Foam**
Provides stability, durability, and long-lasting support.

SOFT
Fast Asleep Plush Pillow Top

- Gentle Cushioning
- Pressure Relief
- Body Contouring

MEDIUM
Fast Asleep Balanced Pillow Top

- Balanced Comfort
- Spinal Support
- Ideal for All Sleep Styles

FIRM
Fast Asleep Orthopaedic Pillow Top

- Strong Support
- Spinal Alignment
- Long-Lasting Durability

- Mattress Type**
Pocket Spring
- Maximum Weight**
120KG - 180KG per person
- Warranty**
15 Years
- Guarantee**
5 Years

The ComfortRest Classic mattress features plush comfort foam and a durable pocket spring support system for reliable support and lasting comfort. Individually wrapped springs respond to body movement, providing balanced support and improved comfort for everyday sleeping.



LATEXCLOUD ELITE

LATEX COMFORT FOAM



Quilted Bamboo Cover

Soft breathable quilted fabric for a plush sleeping surface.

Plush Comfort Foam

Soft cushioning foam that creates the plush sleeping feel and improves comfort.

Natural Comfort Layer

Ventilated latex foam that relieves pressure points and adapts to the body.

Latex Support Layer

High-density latex layer that provides responsive support and durability.

High-Density Base Foam

Stabilizing foundation layer that reinforces the mattress and improves longevity.

SOFT
Latex Plush Pillow Top

- Gentle Cushioning
- Pressure Relief
- Body Contouring

SOFT

MEDIUM
Latex Balanced Pillow Top

- Balanced Comfort
- Spinal Support
- Ideal for All Sleep Styles

MEDIUM

FIRM
Latex Orthopaedic Pillow Top

- Strong Support
- Spinal Alignment
- Long-Lasting Durability

FIRM

Mattress Type
Solid Foam

Maximum Weight
120KG - 180KG per person

Warranty
15 Years

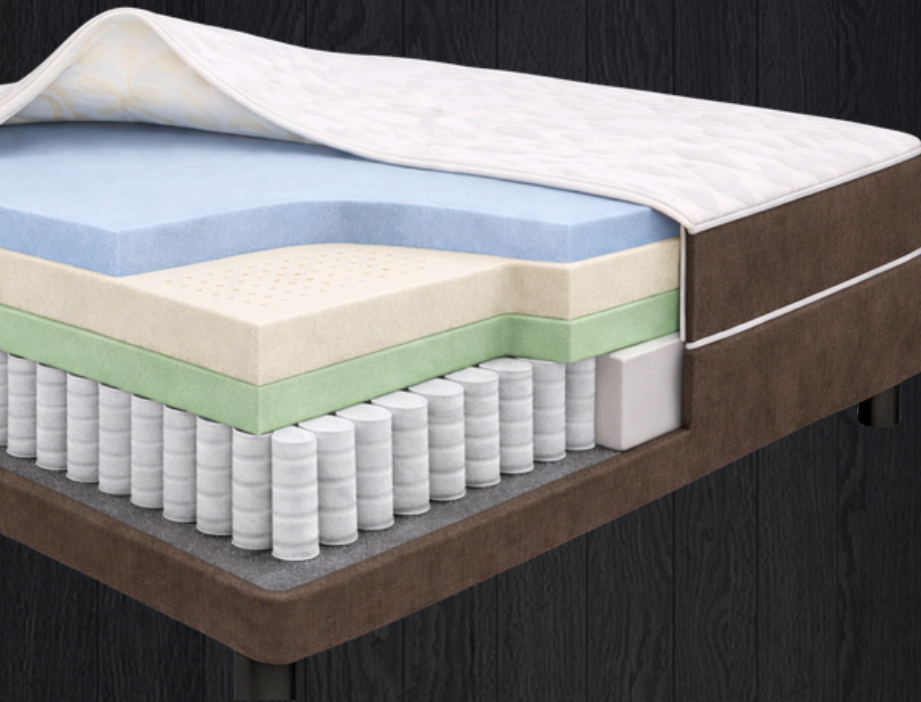
Guarantee
5 Years

The Latex Plush mattress combines luxurious comfort with responsive support. Featuring plush comfort foam and a natural latex comfort layer, this mattress gently contours to the body while relieving pressure points. The durable support system beneath provides balanced support and long-lasting comfort for a restful night's sleep.



HARMONY POCKET

HARMONY POCKET COIL



Quilted Bamboo Cover

Soft breathable quilted fabric for a plush sleeping surface.

Memory Foam Comfort

Pressure-relieving memory foam that contours to the body and reduces pressure points.

Latex Comfort Layer


Natural latex layer that improves airflow and provides responsive comfort.

Support Layer Foam

High-density transition foam that stabilizes the comfort layers and enhances support.



 **Mattress Type**
Solid Foam

 **Maximum Weight**
120KG - 180KG per person

 **Warranty**
15 Years

 **Guarantee**
5 Years

The Harmony Pocket Hybrid mattress combines pressure-relieving memory foam with individually wrapped pocket coils for superior comfort and support. Each pocket spring responds independently to body movement, reducing motion transfer while maintaining proper spinal alignment. Finished with breathable bamboo fabric, this mattress delivers a cooler, healthier, and more restful sleeping experience.



HYDRA-COOL

GEL-INFUSED COOLING MEMORY FOAM



Quilted Bamboo Cover

Soft breathable quilted fabric for a plush sleeping surface.

Memory Foam Comfort

Pressure-relieving memory foam that contours to the body and reduces pressure points.

Latex Comfort Layer

Natural latex layer that improves airflow and provides responsive comfort.

Support Layer Foam

High-density transition foam that stabilizes the comfort layers and enhances support.



SOFT

Memory Foam Pillow Top

- Gentle cushioning
- Excellent pressure relief
- Body contouring comfort

SOFT



MEDIUM

Latex Balance Pillow Top

- Balanced comfort and support
- Proper spinal alignment
- Ideal for most sleep styles

MEDIUM



FIRM

Orthopaedic Foam Support

- Strong supportive feel
- Enhanced spinal alignment
- Long-lasting durability

FIRM



Mattress Type

Solid Foam



Maximum Weight

120KG - 180KG per person



Warranty

15 Years



Guarantee

5 Years

The HYDRA-COOL mattress combines advanced cooling technology with supportive comfort. Its gel-infused memory foam helps draw heat away from the body, keeping you cooler throughout the night while gently contouring to relieve pressure points. Multiple comfort layers provide balanced support for a deeper, more comfortable sleep.



MATTRESS CONVERTER

SEAMLESS JOINING COMFORT LAYER

The Sleep Guru Mattress Converter features a breathable bamboo quilted top with light padding to enhance comfort while maintaining a smooth sleep surface. Finished with a durable plain fabric border and elastic corner straps, it fits securely over the mattress and helps improve overall sleeping comfort.

Converters can be custom made in any size and are ideal for joining two beds together. For example, 2 × single beds can convert to a king size, 2 × ¾ beds to a super king, or 2 × double beds to create a larger sleeping surface.

Perfect for hotels, lodges, guesthouses, and residential use where flexible bedding configurations are required.



TOPPERS

PREMIUM COMFORT SUPPORT

Sleep Guru mattress toppers are designed to enhance comfort, improve support, and extend the life of your mattress. By adding an extra comfort layer to the surface of your bed, toppers help improve pressure relief while creating a softer and more supportive sleeping experience.

Our range includes gel-infused, memory foam, latex, and high-density toppers, each designed to suit different comfort preferences and sleeping needs. Whether you are looking for improved spinal support, cooling comfort, or added cushioning, Sleep Guru toppers provide a practical solution for upgrading your mattress without replacing it.

Ideal for homes, guesthouses, lodges, and hospitality environments, Sleep Guru toppers deliver reliable comfort and quality for a better night's sleep.

Available in Single, Three Quarter, Double, Queen, King and Super King, including Standard and Extra Length sizes.

GEL INFUSED TOPPER

Advanced gel-infused memory foam helps regulate temperature while providing pressure relief and improved comfort. Designed to keep you cooler and enhance the feel of your existing mattress.



DUAL TOPPER

This dual-layer mattress topper combines pressure-relieving memory foam with supportive latex foam to deliver enhanced comfort and balanced support. The memory foam contours to your body to reduce pressure points, while the latex layer provides responsive support and improved durability, helping to relieve aches and promote better spinal alignment.



HIGH DENSITY MEMORY FOAM TOPPER

This high-density foam topper is designed to provide firm support and improved durability. It enhances the stability of your mattress while helping maintain proper spinal alignment, making it ideal for those who prefer a firmer sleeping surface and long-lasting comfort.



ORTHOPAEDIC MEMORY MATTRESS TOPPER

Designed to provide enhanced support and pressure relief, this orthopaedic memory foam topper contours to your body while helping maintain proper spinal alignment. It helps reduce pressure points and improves overall comfort for a more restful night's sleep.



LATEX MATTRESS TOPPER

This natural latex topper provides responsive support and long-lasting comfort. Designed to gently adapt to your body while maintaining a supportive sleeping surface, it helps improve pressure relief and promotes better airflow for a cooler and more comfortable night's sleep.

